

Preface

This manual describes how to install and use the Ethernet media converter. The Converter introduced here provides one channel media conversion between 10/100Base-TX and 100Base-FX.

The Converter fully complies with IEEE802.3 10Base-T and IEEE802.3u 100Base-TX/FX standards.

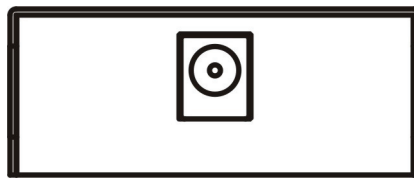
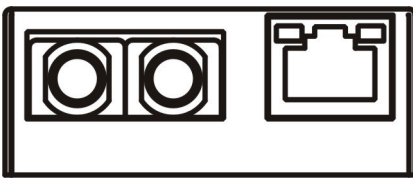
In this manual, you will find:

- Product overview
- Features on the media converter
- Illustrative LED functions
- Installation instructions
- Specifications

Introduction

The media converter provides one channel for media conversion between 10/100Base-TX and 100Base-FX. It can be used as a stand-alone device.

Product Overview



Product Features

- One-channel media conversion between 10/100Base-TX and 100Base-FX
- Fiber media allows:
 - Multi-mode fiber using SC, ST, VF-45, MT-RJ or LC connector
 - Single-mode fiber using SC or ST connector
 - WDM single-fiber (bi-direction) transceiver: Single-mode WDM fiber using SC connector:
 - ◆ A type: WDM single-fiber (bi-direction) transceiver transmits with 1310nm wavelength and receives with 1550nm wavelength
 - ◆ B type: WDM single-fiber (bi-direction) transceiver transmits with 1550nm wavelength and receives with 1310nm wavelength
- Auto negotiation of speed and duplex mode on TX port
- Auto MDIX on TX port
- Support Link-Fault-Pass-Through
- 2048 MAC addresses, 768K bits buffer memory
- Store-and-forward mechanism
- Non-blocking full wire-speed forwarding rate
- Support broadcast storm filtering
- Back-pressure & IEEE802.3x compliant flow control
- Port status LEDs
- External AC to DC power adaptor
- Used as a stand-alone device

Packing List

When you unpack this product package, you will find the items listed below. Please inspect the contents, and report any apparent damage or missing items immediately to our authorized reseller.

- The Media Converter
- User's Manual
- AC to DC Power Adaptor

One-Channel Media Converter


Ports

The Converter provides one TX port and one FX port. For the FX port, it provides options of Multi-mode fiber using SC, ST, VF-45, MT-RJ or LC connector or Single-mode fiber using SC or ST connector or WDM fiber using single SC connector. For the TX port, it uses RJ-45 connector and auto senses the speed of 10/100Mbps.

Front Panel & LEDs

LED Indicators

The LED indicators give you instant feedback on status of the converter:



LEDs	State	Indication
TX LNK/ACT FX LNK/ACT	Steady	A valid network connection established LNK stands for LINK
	Flashing	Transmitting (TX) or receiving (RX) data ACT stands for ACTIVITY
	Off	Neither valid network connection established nor transmitting (TX)/receiving (RX) data

Installation

This chapter gives step-by-step installation instructions for the Converter.

Selecting a Site for the Equipment

As with any electric device, you should place the equipment where it will not be subjected to extreme temperatures, humidity, or electromagnetic interference. Specifically, the site you select should meet the following requirements:

- The ambient temperature should be between 0 to 45 degrees Celsius.
- The relative humidity should be less than 95 percent, non-condensing.
- Surrounding electrical devices should not exceed the electromagnetic field (RFC) standards for IEC 801-3, Level 2 (3V/M) field strength.
- Make sure that the equipment receives adequate ventilation. Do not block the ventilation holes of the equipment.
- The power outlet should be within 1.8 meters of the product.

Connecting to Power

- This Converter is a plug-and-play device.
- Connect the supplied AC to DC power adaptor to the receptacle on the rear panel of the converter, and then attach the plug into a standard AC outlet.

Specifications

Applicable Standards	IEEE 802.3 10Base-T IEEE 802.3u 100Base-TX & 100Base-FX
Fixed Ports	1 TX port, 1 FX port
Speed: 10Base-T	10Mbps for half/full-duplex
100Base-TX/FX	100Mbps for half/full-duplex
Switching Method	Store-and-Forward
Forwarding rate	14,880/148,810pps for 10/100Mbps
LED Indicators	Per Unit- (2 LEDs); TX LNK/ACT; FX LNK/ACT
Dimensions	54.2mm (W) × 80.3mm (D) × 21.9mm (H) (2.13" (W) × 3.16" (D) × 0.86" (H))
Weight	140g (0.31lb.)
Power	External power adaptor 0.16A @ 12VDC
Power Consumption	1.92W Max.
Operating Temperature	0°C ~ 45°C (32°F ~ 113°F)
Storage Temperature	-10°C ~ 70°C (14°F ~ 158°F)
Humidity	5 ~ 95%, non-condensing
Safety	UL60950-1
Emissions	FCC Part 15 Class A, CE Mark Class A